

Thursday 4th March

World Book Day at YEADON WESTFIELD INFANT SCHOOL

Dear Parents and Carers,

I hope your children have enjoyed dressing up as a word today. Please send in your photos via tapestry so that we can create our virtual word parade.

I know your child's teachers will have sent your home learning for Thursday but here are a few word related activities that you might like to try.

Hopefully there's something for everyone and all year groups!

ACT OUT YOUR WORD.

If your word is ferocious can you use your facial expression and body actions to show the definition of your word?

Talk to your child about what it means




DRAW YOUR WORD

Can you use pictures to show what your word means?

If my word was ferocious I might draw some of animals that I think are ferocious or some very sharp teeth.

WORD ART

Write your word (or get your grown ups to write it in bubble writing and you decorate it) showing it's meaning. Here are some examples.











Play ARTICULATE

Print off these words (and/or pictures) or write them on a pieces of paper.

- Take a noun from the pile on the table.
- Describe it to your child without naming it. Use descriptive language to help your child visualise what you are describing.
- Can your child guess what it is?
- Swap over

If your child is unable to read the words or you don't have a printer you could use objects instead.

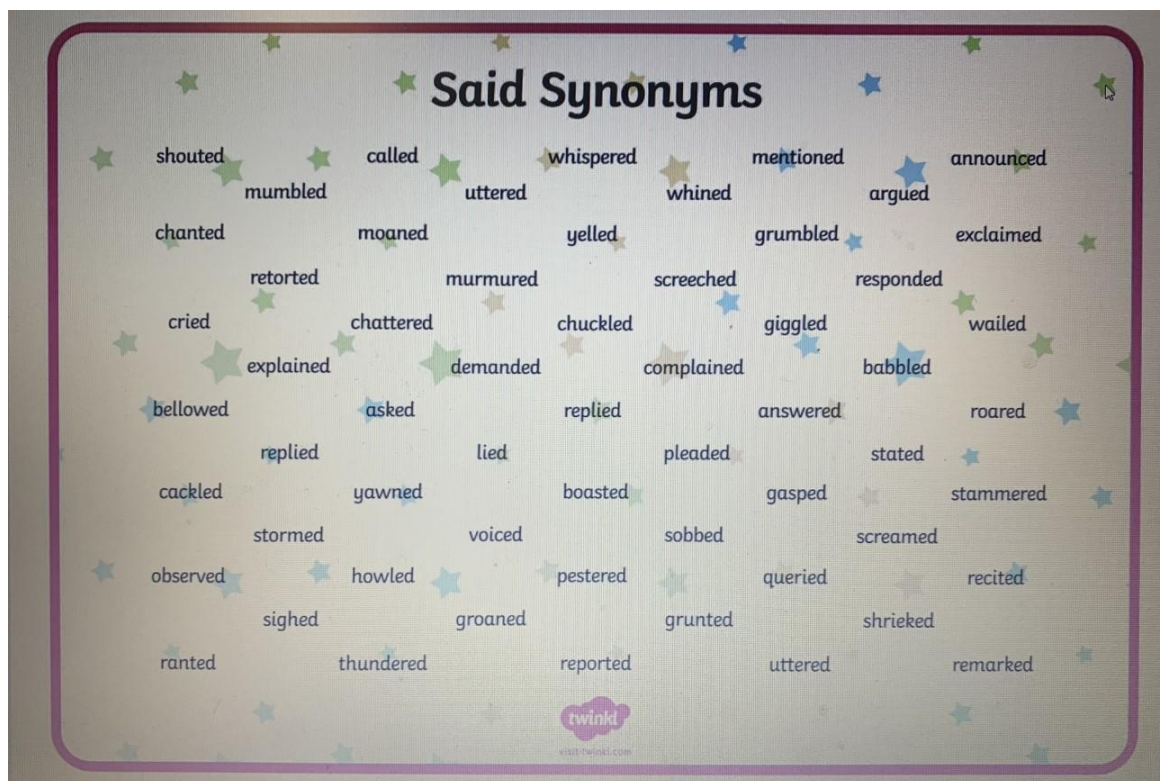
Get 2 bags (one for you and one for your child) and collect a few items from round the house. Complete the activity as above but with objects rather than pictures/words.

spoon	spade	vase
		
horse	hammer	pencil
		
scissors	number	necklace
	7	

Humpty Dumpy	pram	tap
		
computer	banana	wheel
		
sofa	hat	table
		

TALKING VERBS

1. Come up with a list of alternative words for 'said' with your child. You could model shouting and whispering and ask them if they can think of any other ways you can speak/say something.
2. Alternatively choose some that your child understands from the list below.



3. Think of a simple sentence that someone might say, e.g. *'Where are your shoes?'*

3. Take it in turns to pick a word from the list and say the sentence accordingly. If your child would be unable to read these words tell them their word and see if they can say the word accordingly. If they're not sure or have forgotten the meaning, remind them/model it and then get them to have a go. There'll still be lots of 'word' learning going on!

USING A THESAURUS

Use a thesaurus and then have a look for synonyms – words that mean the same but are different.

You could use an online thesaurus to have a look for some.

Here is a really good video to explain what a thesaurus is.

<https://www.bbc.co.uk/bitesize/topics/zcc2gdm/articles/zsn3msg>