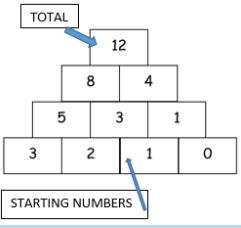




	Phonics	Reading/writing – starting from the story <i>While we can't hug</i>	Maths – focus on counting in 2s, 5s, 10s; Friends of 10; addition problems.	Creative/other
Monday	www.youtube.com Letters and sounds – Lesson 6 – Year 1	Watch the video clip https://www.youtube.com/watch?v=2PnnFrPaRgY While we can't hug Adults: please read the story to the children!	Counting: https://www.youtube.com/watch?v=p2NYeVU-Me4&t=2s Learn its: https://www.youtube.com/watch?v=ID9tjBUiXs0 Calculations: Addition number pyramids – see our website – <i>Maths addition number pyramids.</i> 	Draw a picture of the friend you would most like to see! If you need some help to draw, try the Art for kids video https://www.youtube.com/watch?v=5a7anGhsRQM OR https://www.youtube.com/watch?v=zRrxelUjp7Q
Tuesday	www.youtube.com Letters and sounds – Lesson 7 – Year 1	Watch the video clip https://www.youtube.com/watch?v=2PnnFrPaRgY While we can't hug Then practise reading some of the words from the story on the <i>Word grids for reading practice</i> document on our website.	Counting: https://www.youtube.com/watch?v=O-cARYvdtB4 Learn its: https://www.youtube.com/watch?v=YBkpc29_Gal Calculations: Addition number pyramids – see our website – <i>Maths addition number pyramids.</i>	Friendship craft – have a look at some of the ideas on the <i>Friendship craft ideas</i> pdf. 
Wednesday	www.youtube.com Letters and sounds – Lesson 8 – Year 1	Watch the video clip https://www.youtube.com/watch?v=2PnnFrPaRgY While we can't hug This time try to read some of the story yourself! Ask for help with any of the tricky words and then practise them yourself using the <i>Word grids for practice</i> document. Also Practise spelling some of the words on the grids.	Counting: https://www.youtube.com/watch?v=p2NYeVU-Me4&t=2s Learn its: https://www.youtube.com/watch?v=n2Nfez2e67k Calculations: Addition number pyramids – see our website – <i>Maths addition number pyramids.</i>	Start to think about the letter you are going to write to a friend on Friday. You will need to know where they live and find out their address. Can you find their house on https://www.google.co.uk/maps

Thursday	<p>www.youtube.com Letters and sounds – Lesson 9 – Year 1</p>	<p>Start by reading the <i>While we can't hug text</i> document from our website then join in with the video https://www.youtube.com/watch?v=2PnnFrPaRgY While we can't hug</p> <p>Also Practise spelling some of the words on the grids.</p> <p>Practise your handwriting and your spelling ready for writing a letter to a friend tomorrow!</p>	<p>Counting: https://www.youtube.com/watch?v=7AnoVea8UCM&t=71s Learn its: https://www.youtube.com/watch?v=IPYLZD_m8NA</p> <p>Calculations: Addition number pyramids – see our website – <i>Maths addition number pyramids.</i></p>	<p>Friendship craft – have a look at some of the ideas on the <i>Friendship craft ideas</i> pdf.</p> 
Friday	<p>www.youtube.com Letters and sounds – Lesson 10 – Year 1</p>	<p>Write a letter to someone you miss – a friend or a relative! Think carefully about each sentence. Remember a capital letter, finger spaces and a full stop. Check your spelling. Check it makes sense! Now can you decorate your letter and send it with some of your artwork!</p> <p>Or you could work on your computer skills and email a letter and photos!</p>	<p>Counting: https://www.youtube.com/watch?v=XbJtwg1K4iC Learn its: Tens frame dance - https://www.youtube.com/watch?v=RLiwP_hxdQc</p> <p>Calculations: Addition number pyramids – see our website – <i>Maths addition number pyramids.</i></p>	<p>Go out and buy a stamp. Post your letter!</p>