





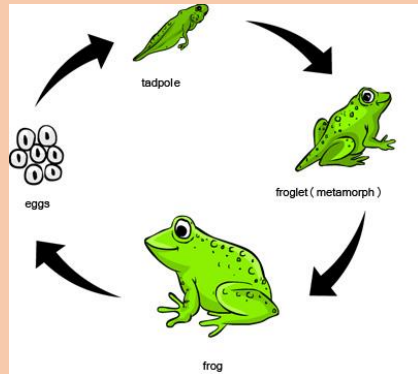




Twinkl.co.uk have lots of activities and resources to support this topic. Use UKTWINKLHELPS to log on!

As there are now some children from Nursery and Reception in school, we have decided to plan the same topics each week and work as a unit.

	Phonics	Mark making/ writing /fine motor Visit YouTube to hear the story This is the link https://www.youtube.com/watch?v=75NQK-Sm1YY	Maths Key skills: Using numbers 1-5: counting and ordering. Shapes: naming and describing	Creative/other Check out our 'Caterpillar Diary' videos on our YouTube channel https://www.youtube.com/watch?v=mvv_R-wWLN&list=PL1W_xnvzBxzYZmHQAmg_N35wJgXrj_d-h
Monday	YouTube channel: Yeadon Westfield Early Years Please look at our YouTube channel for specific phonics sessions.	Listen to the YouTube story or read the book if you have it at home. Can you draw the caterpillar? 	Frozen pea caterpillar: make your child some number cards 1-5 (or beyond for added challenge). Pick a number card at random and your child has to use that corresponding number of peas to make a caterpillar. (if you don't have peas then get creative...rice crispies, cheerios, lentils, anything will do) 	Butterfly art: make a symmetrical picture by painting one-half of the paper then folding it in half. If you do not have any paint then create a symmetrical picture using felt tips, crayons etc. 
Tuesday	Our phonics videos are there for you	Listen to the YouTube story or read the book if you have it at home. Favourite food	2D shape Caterpillar: Make a caterpillar with different shaped body parts. Practise using the scissors to cut out different shapes. Remember to name each shape.	Caterpillar leaf art: go on a walk, collect leaves of various colours, and create your own caterpillar leaf art.

	<p>to use at your convenience.</p> <p>There will not be any new phonics videos uploaded now.</p>	<p>What is your favourite food? Can you draw a picture?</p>		
Wednesday	<p>As we would in Nursery, we would revisit SATPIN again to ensure the children are secure prior to starting reception.</p>	<p>Listen to the YouTube story or read the book if you have it at home.</p> <p>Threading</p> <p>Make your very own caterpillar. Thread some cheerios onto string or spaghetti.</p>	<p>Caterpillar finger paint: Write numbers 1-5 (or beyond) and your child can add the corresponding number of body parts.</p> 	<p>Life cycles: can you find out what a tadpole turns into? Ask your grown up to help you find out. (books, the internet, YouTube etc)</p> 
Thursday		<p>Listen to the YouTube story or read the book if you have it at home.</p> <p>Chalking</p> <p>Can you chalk caterpillar and butterflies outside on the ground?</p> <p>If you do not have chalk, you can make your own with household ingredients. Check online for the recipe.</p>	<p>Can you build a caterpillar?</p> <p>If you have, Lego stack them together to make a caterpillar and count how many bricks you have used.</p> <p>If you do not have, Lego have a look at home and see what you have that you can stack on top of each other and count.</p>	<p>Hand print butterfly: Get creative and make a butterfly using paint, toilet roll tubes, or paper.</p> 

Friday		<p>Listen to the 'Days of the week song': https://www.youtube.com/watch?v=mXMofxtDPUQ</p> <p>Can you order the days of the week? (write out the days of the week for your child) Can you draw the food item next to each day?</p>	<p>Youtube: listen to some of our favourite counting songs!</p> <p>Type in: 'counting to 10 songs' The singing Walrus 'counting to 20 songs' '2D shape songs' - Harry Kindergarten '3D shape songs' - Harry Kindergarten</p> <p>'Numberjacks' and 'Numberblocks' have nice 5/ 10 minute episodes relating to number and shape.</p> <p>'Jack Hartmann' has a song for EVERYTHING. Check out his channel too.</p>	<p>Taste test: The hungry caterpillar likes to eat different kinds of food. You could try something new this week. Alternatively, you could even do a taste test with a blindfold and you have to guess what food you are eating!</p> 
--------	--	---	---	---