

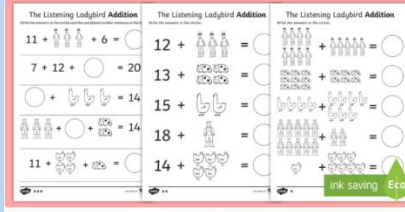

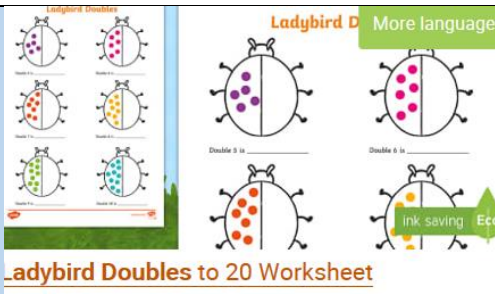
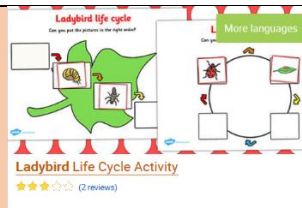







Twinkl.co.uk have lots of activities and resources to support this topic. Use UKTWINKLHELPS to log on!

	Phonics	Writing	Maths	Creative/other
		Visit YouTube to hear the story This is the link <a href="https://www.youtube.com/watch?v=Mq_Pe_e53RpE">https://www.youtube.com/watch?v=Mq_Pe_e53RpE</a>	<b>Key skills:</b> <b>Using numbers 1-20:</b> counting, ordering, simple addition & subtraction. <b>Shapes:</b> naming and describing	
Monday	YouTube channel: Yeaddon Westfield Early Years  Our phonics videos are there for you to use at your convenience.  There are more phonics videos on YouTube from 'Letters and sounds for home and school'	Listen to the YouTube story or read the book if you have it at home.  <b>Write:</b> What happens in the story?	<b>2D shape tractor:</b> Draw round some 2D shapes to make a tractor. Name and describe the shapes used. 	YouTube: Art Hub Ladybird Learn how to draw a ladybird and other farm animals with simple step-by-step instructions.  <a href="https://www.youtube.com/results?sp=mAEB&amp;search_query=art+hub+ladybird">https://www.youtube.com/results?sp=mAEB&amp;search_query=art+hub+ladybird</a> 
Tuesday	<a href="https://www.youtube.com/channel/UCP_FbYUP_UtldV2K_niWw">https://www.youtube.com/channel/UCP_FbYUP_UtldV2K_niWw</a>	Listen to the YouTube story or read the book if you have it at home.  <b>Write:</b> write a list of animals that live on the farm. Do you know what their babies are called?	Twinkl: 'The listening lady bird up to 20 addition sheet' 	<b>Sheep biscuits-</b> digestive biscuit, icing sugar, white marshmallows and a chocolate button for the face. Count how many marshmallows you use. 
Wednesday		Listen to the YouTube story or read the book if you have it at home.  <b>Write:</b> write three words that rhyme with: <b>Pig, dog, &amp; sheep</b>	Twinkl: 'ladybird doubles to 20' powerpoint  Ladybird doubles to 20 worksheet:	<b>Twinkl: 'Ladybird life cycle' PowerPoint or watch a video on YouTube</b> Draw 4 pictures to represent the life cycle of a ladybird. Label them if you can. Twinkl have a cut and stick worksheet.

			 <p><b>Ladybird Doubles to 20 Worksheet</b></p>	 <p><b>Ladybird Life Cycle Activity</b></p>
Thursday		<p>Listen to the YouTube story or read the book if you have it at home.</p> <p>Wheat grows on farms. Have a look in your food cupboard at home with a grown up.</p> <p><b>Write:</b> Write down any food you can find that are made from wheat.</p> <p>Or write down as many foods as you can think of that are grown or come from a farm.</p> <p>Draw some pictures to match.</p>	<p><b>Ladybird hunt:</b> draw spots on lady birds 1-20. Adult to hide ladybirds around the house. Put ladybirds in order when you find them.</p> <p>Printable ladybirds can be found on twinkl or draw your own ☺</p>  <p><b>Editable Ladybird and Spots Cut Outs</b></p>	<p>Making butter!</p> <p><a href="https://www.sixthbloom.com/how-to-make-butter-simple-science-for-preschoolers/">https://www.sixthbloom.com/how-to-make-butter-simple-science-for-preschoolers/</a></p> <p>click this link for instructions!</p>  <p>Spread the butter on some bread, toast or a cracker and enjoy! ☺</p>
Friday		<p>Listen to the YouTube story or read the book if you have it at home.</p> <p>Hefty Hugh and Lanky Len draw a map of the farm.</p> <p><b>Write:</b></p> <p>Draw a map of farm and label the different animals.</p> <p>You could even write some instructions on how to reach the 'Fine Prize Cow'!</p>	<p>Youtube: listen to some of our favourite counting songs!</p> <p>Type in:</p> <p>'counting to 20 songs', 'counting to 100 songs'</p> <p>'Counting in 2s', 'Counting in 5s', 'counting in 10s' (scratch garden)</p> <p>'2D shape songs', '3D shape songs'</p> <p>'Numberjacks' and 'Numberblocks' have nice 5/ 10 minute episodes relating to numer and shape.</p> <p>'Jack Hartmann' has a song for EVERYTHING. Check out his channel too.</p>	<p><b>Farm animal shadow drawing</b></p> <p>Line up some animals on a sheet of plain paper and draw around the shadows. This can be done in a sunny place or you can use a torch to create a shadow.</p> 

Cut out these shapes to make a tractor. Name and describe each shape.

