

Here are this week's activities and challenges. Please just do what you can; there is no pressure to do it all. We would love to see any completed activities that our Year 2's do so feel free to email over any photos. Miss Judson will also put them on the website. ☺

Love Miss Laycock and Mrs Whitehead xx

Email: admin@westfieldinfants.co.uk

Monday

Phonics:

Spellings: **you've, haven't, doesn't, busy, climb, whole**

You can put these spellings into some meaningful sentences as we do usually in a Monday Phonics writing session. Remember - not all sentences made have to be written down, some can be verbal.

When writing, try to include:

- Different sentence starters (not always I, I, I)
- Include conjunction in statement sentences to extend (because, but, or, so, when, also, that)
- Include any adjectives or extra detail to your sentences
- Can you include a question sentence or a command sentence?
- Check your sentences back and edit anything that needs changing or adding

Spelling Contract Activities:

	Activity	Points
1	Write each word 5 times	15
2	Write each word and circle all the vowels a,e,i,o, u	5
3	Write each word and circle all of the consonants. b,c,d,f,g,h,j,k,l,m,n,p,q,r,s,t,v,w,x,y,z	5
4	Write each word in order of length	10
5	Put the word in alphabetical order	10
6	Rainbow words - Write each word with a coloured crayon. Trace over each word using a different colour.	20
7	Ladder words - Example 'exit' e ex exi exit	10
8	Write each word in cursive script and make sure they sit on the line	10
9	Put each word into a meaningful sentence	20

Reading Comprehension:

Let your child read this non-fiction text and assist where needed, then answer the questions. It can all be done verbally.

Florence Nightingale

Florence was born 12th May 1820 in Florence, Italy.

Florence The Nurse

Florence wanted to help people so she became a nurse. A war started and Florence went to look after the soldiers who had been hurt. Other nurses went with her. Hospitals were not very nice places in those days.



- Not enough medicine
- Poor food
- Not enough beds

There weren't any toilets so the hospital was very dirty and smelly. Florence wanted to make things better and the other nurses helped her.

What Did They Do?



Clean



Washed their hands



Got better food

This helped to save lives. Florence spent the rest of her life trying to make hospitals better places for everybody.

Did You Know...?

Florence was called 'The Lady with the Lamp' because she carried a lantern when it was dark.



Questions:

Q1 - Where was Florence born?

Q2 - Connect these 'snippets' to make the full sentence.

Florence wanted to

Florence became

Florence was called

'The Lady with the Lamp'

help people.

a nurse.

Q3 - Before Florence and her nurses helped to make things better, the food was...

Tasty, poor, good or very hot?

Q4 - How did Florence and the nurses make things better? There are three things.

Q5 - What did Florence carry around with her at night? Why did she carry this?

Tuesday

Design and Technology:

Design a Miniature Garden



There's lots that you can put in a miniature garden. Take a look at this video for some ideas.

<https://www.youtube.com/watch?v=sjA2nPsObb0>

(Fairy garden ideas landscaping compilation)

Designing your garden - you can use any materials for example, soil, pebbles, craft materials, yoghurt pots, cardboard, sticks, lolly pop sticks etc...

Activity:

Design your very own miniature garden. Make sure it has a few features like a path, or a bench, or a shed or even a vegetable patch! Use the design sheet (on the next page) or a blank piece of paper. List the items you will need to make your mini garden. You can add labels to show detail or explain what it is.

Examples:



Extra:

Why not collect the materials you need and have a go making your very own miniature garden following your design as best you can!

Miniature Garden Design

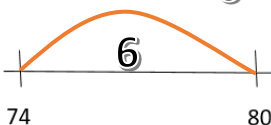





I will need:

Maths:

Activity - Subtraction by finding the gap (difference)

Today we are looking at a different way to solve subtraction. We are learning to find the gap and turn a subtraction into an addition! To help us find the gap we can set the subtractions out on a number line (like below). The smallest number is written at the left hand side and the largest at the right. Then we can use our friends of 10 or count up to figure out the difference (see example below).

Example one: The jump from 74 up to 80 is 6 because we know....($4 + 6 = 10$)so $80 - 74 = 6$.

$80 - 74 = 6$ 	$90 - 83 =$ 	$70 - 62 =$ 
$60 - 56 =$ 	$50 - 45 =$ 	$40 - 37 =$ 

Challenges:

Can you take these subtractions and draw them out using the number line method (as above).

$40 - 36 =$	$80 - 73 =$	$90 - 84 =$
$70 - 65 =$	$60 - 54 =$	$50 - 42 =$
$30 - 22 =$	$20 - 19 =$	$60 - 51 =$

Wednesday

Literacy

You win the lottery - Waahooooooooo!!!!

You decide to buy an island. What does your island look like?



Activity:

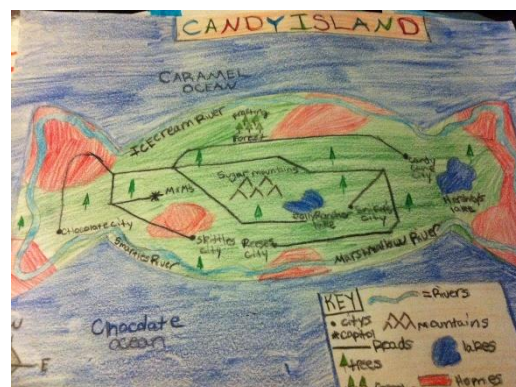
Draw your island and add colour. Afterwards, write a few sentences; describing it, what it has, what is special about it, what you can do, who lives there etc. You might want to use adjectives or even noun phrases (2 adjectives before the noun - bouncy blue ball). Your island will need a name too!

Examples:

An amusement
park island



Candy Island



(You could add a key and use symbols as above)

Volcano Island



You could draw it from a birds eye view to give detail of roads, houses and other features.




Maths - Maths Quiz:

Complete as many rounds as you'd like. Good luck!

Round 1

1. What is $10 + 4$?
2. How many tens are there in 45?
3. How many seconds are there in a minute?
4. How many days are there in a week?
5. Is 143 odd or even?

Round 2

1. Listen to this sequence - 110, 115, 120, 125, 130. What are the next 2 numbers?
2. Work out the answer: $24 + 32 =$ (you can use the partitioning method)


The diagram shows the numbers 24 and 32 partitioned into tens and units. A diagonal line goes from the top-left of the 24 to the bottom-right of the 32, and another diagonal line goes from the top-right of the 24 to the bottom-left of the 32, forming an 'X' shape that divides the space into four quadrants representing 20, 30, 4, and 2.
3. The answer is 14. What could the number sentence be?
4. What is the difference between 4 and 8?

Round 3

1. What is the missing number: $13 + \square = 23$
2. Write the number: four hundred and fourteen.
3. What is half of 22?
4. What is double 42?
5. Is 24 odd or even?

Round 4

1. Look at this number sentence: $74 - 13 = 61$
Write three more number sentences using these numbers.
2. Rosie spent 24p. She spent 8p more than Suzy. How much did Suzy spend?
3. What is $100 + 500 + 200 + 200 = ?$

Thursday

Literacy - Air Pollution

Chat time: What is Air Pollution? What do you know about air pollution?

Watch this video on air pollution: https://www.youtube.com/watch?v=t7Q7y_xjR5E


(Air Pollution Video for kids - Causes, Effects & Solution)

Today we are going to focus on... **What do cars have to do with air pollution?**

If you still aren't quite sure - have a google or look on google images to see what air pollution vehicles can cause.

Q - How could we try to stop this?

Q - What things could we do to reduce the air pollution from cars and other transport?




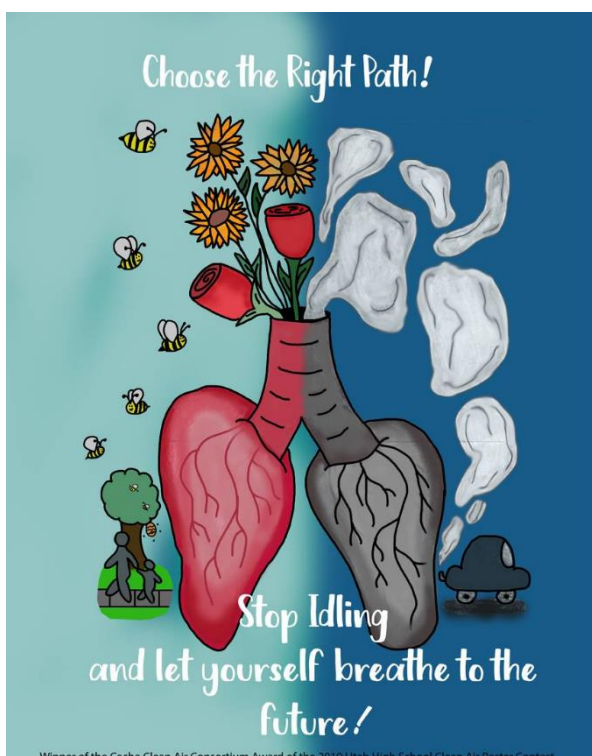
Activity:


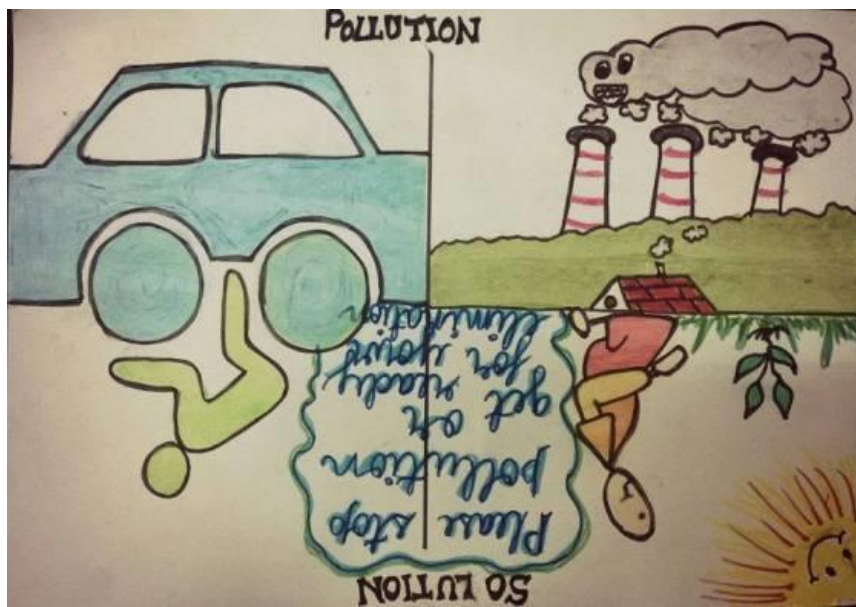
Your task is to make a persuasive poster to try to get people to walk, cycle or car share more often instead of always driving. Especially for short journeys.

In a persuasive poster, you can have 'bossy' words to catch people's attention and to inform them of what to do. Persuasive language - **Help, Use, You must, Choose, Stop, Think!**

You can also state facts and draw eye-catching pictures to get the point across.

Examples:





Art Attack!

What can you create using your fingers!? NO BRUSHES ALLOWED! Using paint and your fingers, what can you create?



Daily Challenge:



30 Day Lego Challenge

Day 11

Ahoy! You've been
captured by Captain
Hook! He needs a new
pirate ship else you'll
walk the plank!



Friday (yaaaay!)

Art:

We are taking part in the 25 Day Drawing Challenge! It's up to you if you just want to use a pencil, add colour or other materials to it afterwards.

Day 5's Challenge - DRAW A CREEPY INSECT! ☺

Spellings:

Words within words

How many different words can you make using the word 'wimbledon'? (You can only use each letter once!)

WIMBLEDON



First one to get you started...ELBOW

Daily Challenge:



30 Day Lego
Challenge

Day 12

Dr Who needs a new
Tardis. Can you help
him?

Have a lovely weekend ☺

Useful Websites:

www.oxfordowl.co.uk (e-books)