












Twinkl.co.uk have lots of activities and resources to support this topic. Use UKTWINKLHELPS to log on!

	Phonics	Writing	Maths	Creative/other
		Visit YouTube to hear the story This is the link https://www.youtube.com/watch?v=tfvv9GLmaUM	Key skills: Using numbers 1-20: counting, ordering, simple addition & subtraction. Shapes: naming and describing	
Monday	<p>YouTube channel: Yeadon Westfield Early Years</p> <p>Our phonics videos are there for you to use at your convenience.</p> <p>There are more phonics videos on YouTube from 'Letters and sounds for home and school'</p>	<p>Listen to the YouTube story or read the book if you have it at home.</p> <p>Question: How is Drip different from his sisters?</p> <p>Write: What would different dinosaurs say? Use dinosaur toys or find pictures of dinosaurs and make speech bubbles.</p> 	<p>Draw different sized 'dinosaur feet'</p> <p>Estimate how many 'items' long the footprint is. Encourage descriptive language. Use items such as counting cubes, coins, pencils etc</p> 	<p>Tyrannosaurus drip Lego bridge:</p> <p>Build a bridge out of Lego or any construction toys for the T-Rex' to cross.</p> 
Tuesday	<p>https://www.youtube.com/channel/UCP_FbjYUP_UtldV2K_niWw</p>	<p>Listen to the YouTube story or read the book if you have it at home.</p> <p>Question: How are the duckbill dinosaurs different from the T-Rex dinosaurs?</p> <p>Write: What is your favourite dinosaur? Find out and write three interesting facts about your dinosaur.</p>	<p>Dinosaur toys: measuring</p> <p>Use a ruler, tape measure, cubes...anything to measure how tall each dinosaur is. If you don't have any dinosaurs then measure anything in your house; toys, furniture, objects, kitchen items etc. Can you order from shortest to tallest?</p>	<p>Sat dough dinosaur bones.</p> <p>Visit our youtube channel to watch Mrs Middleton's simple salt dough recipe. Or follow this link https://www.65millionyears.com/how-to-make-salt-dough-dinosaur-bones/</p> 

			 <p>Dinosaur measure</p>	
Wednesday		<p>Listen to the YouTube story or read the book if you have it at home.</p> <p>Question: How does Drip trick his family?</p> <p>Write:</p> <p>Where did the dinosaurs live? With help, find out where In the world different species lived. Draw pictures and label.</p> 	<p>2D dinosaurs:</p> <p>Can you draw and describe your own dinosaur using 2D shapes? Encourage language; straight, curved, corners, sides, longer, shorter.</p> <p>Twinkl: 'build a shape dinosaur activity'</p> 	<p>Hand print dinosaur:</p>  <p>'name-o-saurus'</p> <p>Extension activity: Write three facts to describe what your very own dinosaur likes...be as imaginative as possible.</p>

Thursday	<p>Listen to the YouTube story or read the book if you have it at home.</p> <p>Question: Would you mind if you were different from the rest of your family like Drip?</p> <p>Write: Fossil hunt! Draw some bone shapes and cut out. Children to write some tricky words on. Hide around the house. Children to read the words on the bones when found. (see tricky word mat for suggested words)</p>	<p>Twinkl: 'dinosaur egg doubling activity'</p>  <p>Practise doubling numbers up to 10 (and beyond!) you could use pencils, teddies, coins, play dough balls etc if you would like a more practical activity.</p>	<p>Make Play dough dinosaurs and eggs</p> <p>Play dough recipe:</p> <p>https://theimaginationtree.com/best-ever-no-cook-play-dough-recipe/</p> <p>YouTube: how to make play dough dinosaurs for tip and ideas</p> 																
Friday	<p>Listen to the YouTube story or read the book if you have it at home.</p> <p>Question: Does Drip try to fit in with his family or does he stand out?</p> <p>Write: Dinosaur acrostic</p> <p>Think of a word (any word) beginning with each letter:</p> <p>D I N O S A U R</p> <p>Challenge: make a silly sentence. E.g.</p> <p>Dogs In Noodles Ooze Slime And Unicorn Rain.</p> <table border="1"><tr><td>D</td><td>_____</td></tr><tr><td>I</td><td>_____</td></tr><tr><td>N</td><td>_____</td></tr><tr><td>O</td><td>_____</td></tr><tr><td>S</td><td>_____</td></tr><tr><td>A</td><td>_____</td></tr><tr><td>U</td><td>_____</td></tr><tr><td>R</td><td>_____</td></tr></table>	D	_____	I	_____	N	_____	O	_____	S	_____	A	_____	U	_____	R	_____	<p>Youtube: listen to some of our favourite counting songs!</p> <p>Type in:</p> <p>'counting to 20 songs', 'counting to 100 songs'</p> <p>'Counting in 2s', 'Counting in 5s', 'counting in 10s' (scratch garden)</p> <p>'2D shape songs', '3D shape songs'</p> <p>'Numberjacks' and 'Numberblocks' have nice 5/ 10 minute episodes relating to numer and shape.</p> <p>'Jack Hartmann' has a song for EVERYTHING. Check out his channel too.</p> <p>Extra activities:</p> <ul style="list-style-type: none">• Twinkl: 'dinosaur themed missing numbers number square 1-100'• Weighing (dinosaur) toys and ordering them from lightest to heaviest• Sorting (dinosaur) toys by size: small, medium and large	<p>Large paper: design and make a large dinosaur using pens, paint, collage, 2D shapes, 3D junk modelling and other craft materials.</p> 
D	_____																		
I	_____																		
N	_____																		
O	_____																		
S	_____																		
A	_____																		
U	_____																		
R	_____																		

Extra activities		PowerPoints on twinkl:
Twinkl:	'label the dinosaur'	'What is a dinosaur'
Twinkl:	Reading activity: 'dinosaur simple sentences'	' Dinosaur names- lesson teaching PowerPoint'
Twinkl:	'dinosaur colouring pages'	'Dinosaur omnivore, carnivore and herbivore'
Twinkl:	'dinosaur dot-to-dot'	Not a PowerPoint: 'dinosaur information cards'
Water play	If you have some dinosaur toys at home then set up some water play I the garden using different sized bowls or add them into the bath at bath time. Dinosaurs like bubbles!	
Tyrannosaurus Drip	Act out the story as a play.	
Dinosaur hunt	Hide dinosaur toys/ pictures around the home/garden	
Outdoors	Take a blanket outside and watch the clouds.do they look like dinosaurs? Can you see spikes and long tails?	

Phase 2, 3 and 4 Tricky Words

Phase 2

I
no
the
to
go
into

Phase 3

he
she
we
me
be
you
are
her
was
all
they
my

Phase 4

said
have
like
so
do
some
come
little
one
were
there
what
when
out