









[Twinkl.co.uk](https://www.twinkl.co.uk) have lots of activities and resources to support this topic. Use UKTWINKLHELPS to log on!

	Phonics	Literacy https://www.youtube.com/watch?v=D2-O1LkCzpM	Maths Key skills: Using and recognising numbers 1-10: counting. Shape : patterns and ordering	Creative/other
Monday	<p>YouTube channel: Yeadon Westfield Early Years</p> <p>Please look at our YouTube channel for specific phonics sessions.</p>	<p>Listen to the YouTube story or read the book if you have it at home.</p> <p>What's that sound? Ask your child to think about the sound the animal makes. If they can ask them to tell you the initial sound that, the animal begins with. E.g., a lion roars but lion begins with an l.</p>	<p>Repeating pattern snakes Using dyed pasta, coloured cubes, felt tips, coloured stickers etc. ask your child to make a repeating pattern. Only start with two colours if they are confident add an extra colour.</p> 	<p>Who is in the jungle? Use this image or any other jungle image and spend some time discussing with your child what kind of animals live in the jungle, why they live there., how they survive etc.</p> 
Tuesday	<p>Our phonics videos are there for you to use at your convenience.</p> <p>There will not be any new phonics videos uploaded now.</p>	<p>Listen to the YouTube story or read the book if you have it at home.</p> <p>Animal marks Use playdough (don't forget to visit our YouTube page for the recipe) and ask your child to make marks in it with a pencil. They can make animal footprints, squiggles or zigzags etc. to represent how the animals move.</p> 	<p>Ordering snakes Cut different lengths of string for your child, start with three and ask them to order from longest to shortest. Increase as they become more confident. You could also ask them to roll different lengths of playdough like a snake and order.</p> 	<p>Art: Rain stick Create a rain stick using kitchen tubes, paper, rubber bands and decorations. Fill them with rice, pasta, seeds, lentils and listen to the different sounds.</p>  <p><i>Jungle themed rainsticks</i></p>

Wednesday	<p>As we would in Nursery, we would revisit SATPIN again to ensure the children are secure prior to starting reception.</p>	<p>Listen to the YouTube story or read the book if you have it at home.</p> <p>Cutting skills</p> <p>Collect some leaves and then ask your child to cut them. They do not need to make anything encourage them to hold the scissors correctly.</p> 	<p>Crocodile teeth</p> <p>Write the numbers 1-5 on a piece of card and write numbers 1-5 on pegs. You can extend to 10 once they are confident. Ask your child to match up the pegs to the numbers. If your child is not confident with reading, numbers add dots to help them count.</p> 	<p>Sorting animals</p> <p>Jungle or not. Ask your child to sort animals by discussing if they live in the jungle or not. If you do not have animals, print them off, draw them or simply write their name and discuss.</p> 
Thursday		<p>Listen to the YouTube story or read the book if you have it at home.</p> <p>Draw your favourite jungle animal.</p> <p>Ask your child to draw their favourite jungle animal. Encourage them to make marks to write the animal's name. Write it for them too so they can trace over and copy if able.</p>	<p>Feed the animals</p> <p>Place number cards 1-5 next to the animals (toy or plastic) and ask your child to feed the animals the correct amount of food. You could ask them to scoop rice into a container 3 times, 5 times etc. Alternatively, you could ask them to put objects into a pile. It does not matter what you use it is important that they can recognise how many 1 is how many 2 is etc. You can extend beyond 5 if they are confident.</p> 	<p>Jungle crafts</p> <p>There are lots of exciting crafts to make based on jungle animals. You could make a handprint picture or try make an animal mask with your child.</p> 

Friday

Listen to the YouTube story or read the book if you have it at home.

Name recognition:

Write the letters from your child's name on post it notes and write their name on a piece of card and ask them to match it up. If they can do this ask them to write their name from copying and then from memory.

If they are very confident with their own name, use the same method for the names of the jungle animals.



If your child cannot recognise their own name, please spend time over the summer doing name recognition activities with them in preparation for reception. There are many ideas on Google if you need any.

Youtube: listen to some of our favourite counting songs!

Type in:

'counting to 10 songs' The singing Walrus

'counting to 20 songs'

'2D shape songs' - Harry Kindergarten

'3D shape songs' - Harry Kindergarten

'Numberjacks' and 'Numberblocks' have nice 5/10 minute episodes relating to number and shape.

'Jack Hartmann' has a song for EVERYTHING. Check out his channel too.

YouTube: 'Cosmic kids yoga jungle safari'

There are a few more jungle themed yoga sessions too. Check them out!

