




Home learning


Week beginning 11.01.21

Topic: Bridges



	Phonics	Speaking/ listening/Literacy Story link:	Maths Key skills: Addition		Creative/other
Monday	Phonics 'igh' video. Introduction to the 'igh' trigraph	'The Billy Goat's Gruff' We have recorded a reading of this on Tapestry for you to listen to. The troll was very unkind to the three billy goats gruff. Talk to a grown up about the unkind things he did and said. Try to think of some things he could do to be friendly to the three billy goats gruff.	Maths video 1: Doubles	<p><i>Teddy bears bedtime -</i></p> <ul style="list-style-type: none"> • Gather a collection of four soft toys and two pillows or cushions. • Explain that it is time for the toys to go to bed. • Encourage your child to arrange the toys on the pillows in different ways and then count the total number of toys. This will encourage them to recognise that the total number stays the same, no matter how the toys are arranged <p><i>Questioning -</i></p> <ul style="list-style-type: none"> • It is time for the teddy bears to go to bed. Can you put them on the pillows? • How many teddy bears are on the first pillow? How many teddy bears are on the other pillow? • How many teddy bears are there altogether? • Can you find another way to put the toys on the pillows? How many are there altogether? 	<p><i>Designing a bridge -</i></p> <p>This week we are learning all about bridges. We have uploaded a video onto Tapestry that you can watch now. After the video, can you discuss with your child; what is a bridge? What does a bridge do?</p> <p>We have attached a template of a design sheet so your child can design their very own bridge that they can make at home. What materials are they going to use (foil, toilet tubes, paper, card, scissors, sellotape) and why have they chosen those materials? If you don't have a printer please feel free to just use a plain piece of paper.</p>

Tuesday	Phonics 'ee' video. Sentence writing	'The Billy Goat's Gruff' We have recorded a reading of this on Tapestry for you to listen to. Which goat would you like to be and why?	Maths video 2: Doubles	<i>Measuring:</i> The Three Billy Goats Gruff are three different sizes. Have a look around your house and find something that is bigger than you, and something that is smaller than you. Put them into bigger and smaller lists.	<i>Making a bridge:</i> Today you are going to make your bridge! Talk through the design your child made yesterday. What materials have they planned to use? Can they begin to gather those materials? Whilst your child is making their bridge, get them to review how it is going. Does the bridge feel strong...if not what can they do to make it stronger? Once you have finished please send a picture of your bridge into Tapestry so we can see your creations!
Wednesday	Sentence writing	'The Billy Goat's Gruff' We have recorded a reading of this on Tapestry for you to listen to. Use books or the internet to find out two facts about goats. Can you send in a Tapestry video of you sharing these facts with us? We look forward to hearing them!	Maths video 3: Doubles	<i>Help with the washing:</i> Place some clothes in the washing machine, counting them as you put them in. Now shut the door. How many are inside? Keep that number in your head and add some more clothes. Can you count on? How many clothes are in the washing machine now?	 <i>Billy Goat craft:</i> Do you have any spare toilet or kitchen roll tubes at home? If so why not have a go at making your very own Billy goat? Don't worry if you don't have pegs or googly eyes - just use whatever you have at home!
Thursday	Bingo	'The Billy Goat's Gruff' We have recorded a reading of this on Tapestry for you to listen to. Can you act out the story of the Billy Goats Gruff? You can use toys if you like!	Maths video 4: Doubles	<i>One more one less -</i> Ask your grown-up to tell you a number. Place this number of raisins or cereal pieces on your plate. If your grown-up says 'one more', can you add one more and say the number you have? If your grown-up says 'one less', can you eat one then count the number you have left?	<i>'COOL' time -</i> In Reception, 'choose our own learning time' is a really important part of our day. It is an opportunity for the children to play and explore and draw on their own experiences. Please allow your child time to play throughout the day. You could support them with imaginative and creative play, modelling language whilst you play alongside them.  <i>"Play is the highest form of research." - Albert Einstein</i>

Friday	Sentence writing	<p>'The Billy Goat's Gruff'</p> <p>We have recorded a reading of this on Tapestry for you to listen to.</p> <p>Can you think of a different way that the Three Billy Goats Gruff story could end? Write a new ending and draw a picture of how you would like it to end.</p>	<p>Maths video 5: Doubles</p>	<p>Youtube: listen to some of our favourite counting songs!</p> <p>Type in: 'counting to 10 songs' The singing Walrus 'counting to 20 songs' '2D shape songs' - Harry Kindergarten '3D shape songs' - Harry Kindergarten</p> <p>'Numberjacks' and 'Numberblocks' have nice 5/ 10 minute episodes relating to number and shape.</p> <p>'Jack Hartmann' has a song for EVERYTHING. Check out his channel too.</p>	<p>YouTube: Yoga</p> <p>Learning to do the bridge pose:</p> <p>https://www.youtube.com/watch?v=9L-7dKCMwag</p> <p>Billy Goats Gruff yoga:</p> <p>https://www.youtube.com/watch?v=o6vHyqYiH-8</p> 
--------	------------------	--	-------------------------------	--	--

Please make time to share a story with your child every day.

Why is it important for parents to read to their child?

Reading books aloud to **children** stimulates **their** imagination and expands **their** understanding of the world.

It helps them develop language and listening skills and prepares them to understand the written word. ... Even after **children** learn to **read** by themselves, it's still **important** for you to **read** aloud together.

